Passages Roxtec CRF

Pour les câbles ou les conduites en plastique dans le matériel roulant.



Le passage Roxtec CRF est conçu et testé pour les applications du matériel ferroviaire roulant. Le cadre en aluminium léger peut être ouvert pour simplifier les installations initiales et les travaux de rénovation lorsque des câbles ou des conduites en plastique doivent être ajoutés ou modifiés. Le cadre peut accueillir soit des modules d'étanchéité Roxtec CM ou CM PPS avec Multidiameter™ pour s'adapter aux dimensions des câbles, soit des modules Roxtec CRF ou CRF PPS pour une production en série rapide avec des tailles de câbles connues. Les versions PPS des deux types de modules offrent une protection incendie, pour les applications de conduites en plastique.

- Léger
- Surface optimisée

Caractéristiques du produit

Coupe-feu

IP/UL NEMA

Structure d'installation

Armoires et coffrets

Classements et certificats

Feu

- Classement E/EI selon EN 45545 E30
- HL3 selon EN 45545-2 (R22, R23)

Étanchéité

- IP 66 selon IEC 60529

Supports

- Chocs et vibrations Catégorie 2 selon la norme IEC 61373

Dimensions du cadre

mm/kg

Les variantes de cadre ci-dessous sont une sélection limitée. Pour voir la gamme complète de cadres et de configurations, veuillez visiter roxtec.com.

Titre	Ouvertures de cadre	Espace de remplissage	Dimensions externes WxHxD	Dimensions d'ouverture w x h	Poids	N° art.
CRF 60x60 ANODIZ	1	60 x 60	108 x 112 x 35	70(+0/-0) x 60(+0/-0)	0.73	214613
CRF 80x160 ANODIZ	1	160 x 80	208 x 142 x 35	170(+0/-0) x 80(+0/-0)	1.27	214622
CRF 80x180 ANODIZ	1	180 x 80	228 x 142 x 35	190(+0/-0) x 80(+0/-0)	1.35	214623
CRF 80x200 ANODIZ	1	200 x 80	248 x 142 x 35	210(+0/-0) x 80(+0/-0)	1.46	214624
CRF 60x90 ANODIZ	1	90 x 60	138 x 112 x 35	100(+0/-0) x 60(+0/-0)	0.83	214614
CRF 60x120 ANODIZ	1	120 x 60	168 x 112 x 35	130(+0/-0) x 60(+0/-0)	0.89	214615
CRF 60x160 ANODIZ	1	160 x 60	208 x 122 x 35	170(+0/-0) x 60(+0/-0)	1.2	214616
CRF 60x180 ANODIZ	1	180 x 60	228 x 122 x 35	190(+0/-0) x 60(+0/-0)	1.27	214617
CRF 2x60x180 ANODIZ	2	180 x 60	428 x 122 x 35	190(+0/-0) x 60(+0/-0)	2.29	214618
CRF 80x80 ANODIZ	1	80 x 80	128 x 132 x 35	90(+0/-0) x 80(+0/-0)	0.86	214619
CRF 80x120 ANODIZ	1	120 x 80	168 x 132 x 35	130(+0/-0) x 80(+0/-0)	0.98	214620
CRF 2x80x120 ANODIZ	2	120 x 80	308 x 132 x 35	130(+0/-0) x 80(+0/-0)	1.61	214621

Eléments d'étanchéité

Eléments d'étanchéité



Modules CRF



Modules CRF PPS

Lubrifiant Bleu Roxtec

Module CM PPS avec Multidiameter™



Module CM avec Multidiameter™

Plaque de maintien C

Pour plus d'informations, veuillez consulter roxtec.com.

Kits de passage préconfigurés

mm/kg



CRF 60x60/4 CM



CRF 80x160/8 CM/PPS



CRF 60x160/12 CM



CRF 60x180/12 CM



CRF 80x160/8 CM

CRF 80x180/21 CM



CRF 80x200/10 CM



CRF 60x60/4 CM/PPS

CRF 60x120/9 CM/PPS

CRF 80x180/20 CM/PPS



CRF 80x200/10 CM/PPS

Titre	Configuration	Dimensions externes WxHxD	Dimensions d'ouverture w x h	Poids	N° art.
CRF 60x60/4 CM	4x (10.0-25.0)	108 x 112 x 35	70(+0/-0) x 60(+0/-0)	0.89	215951
CRF 80x160/8 CM/PPS	4x (21.5-34.5), 4x (21.5-33.5)	208 x 142 x 35	170(+0/-0) x 80(+0/-0)	1.88	215959
CRF 60x160/12 CM	8x (3.5-16.5), 4x (21.5-34.5)	208 x 122 x 35	170(+0/-0) x 60(+0/-0)	1.65	215952
CRF 60x180/12 CM	12x (10.0-25.0)	228 x 122 x 35	190(+0/-0) x 60(+0/-0)	1.78	215953
CRF 80x160/8 CM	8x (21.5-34.5)	208 x 142 x 35	170(+0/-0) x 80(+0/-0)	1.85	215954
CRF 80x180/21 CM	12x (10.0-25.0), 9x (4.0-14.5)	228 x 142 x 35	190(+0/-0) x 80(+0/-0)	1.99	215955
CRF 80x200/10 CM	10x (21.5-34.5)	248 x 142 x 35	210(+0/-0) x 80(+0/-0)	2.17	215956
CRF 60x60/4 CM/PPS	2x (10.0-25.0), 2x (10.0-24.0)	108 x 112 x 35	70(+0/-0) x 60(+0/-0)	0.9	215957
CRF 60x120/9 CM/PPS	3x (21.5-33.5), 6x (3.5-16.5)	168 x 112 x 35	130(+0/-0) x 60(+0/-0)	1.19	215958
CRF 80x180/20 CM/PPS	6x (10.0-25.0), 6x (10.0-24.0), 8x (3.5-16.5)	228 x 142 x 35	190(+0/-0) x 80(+0/-0)	1.99	215963
CRF 80x200/10 CM/PPS	5x (21.5-34.5), 5x (21.5-33.5)	248 x 142 x 35	210(+0/-0) x 80(+0/-0)	2.13	215964

The product information provided by Roxtec does not release the purchaser of the Roxtec system, or part thereof, from the obligation to independently determine the suitability of the products for the intended process, installation and/or use.
Roxtec gives no guarantee for the Roxtec system or any part thereof and assumes no liability for any loss or damage whatsoever, whether direct, indirect, consequential, loss of profit or otherwise, occurred or caused by the Roxtec systems or installations containing components not manufactured by an authorized manufacturer and/or occurred or caused by the use of the Roxtec system in a manner or for an application other than for which the Roxtec system was designed or intended.
Roxtec expressly excludes any implied warranties of merchantability and fitness for a particular purpose and all other express or implied representations and warranties provided by statute or common law. User determines suitability of the Roxtec system for intended use and assumes all risk and liability in connection therewith. In no event shall Roxtec be liable for indirect, consequential, punitive, special, exemplary or incidental damages or losses.
The Roxtec products are offered and sold in accordance with the conditions of the Roxtec General Terms of Sales. The latest version of the Roxtec General Terms of Sales can be downloaded from https://www.roxtec.com/en/about-us/about-roxtec/general-terms-of-sales/
We reserve the right to make changes to the product and technical information without further notice. Any errors in print or entry are no claims for indemnity. The content of this publication is the property of Roxtec International AB and is protected by copyright.
This document was generated on: 2026-04-29

Roxtec ® and Multidiameter ®
are registered trademarks of Roxtec
in Sweden and/or other countries.